

## DECALS

### AIR DRAIN

**SB56** ..... 3/4" BLACK LETTERING  
ON CLEAR 4 1/2" x 1"

ALL WHEELCHAIR SECUREMENT BELTS  
MUST BE PLACED ON WHEELCHAIR  
AND ALL PASSENGER SEAT BELTS  
MUST BE UTILIZED BY PASSENGER  
PRIOR TO BUS MOVEMENT

**SB123** ....BLACK ON WHITE 12" x 7"



**SB13** .....BLACK ON CLEAR 6 1/4" x 3 3/8"

**SB14** .....RED ON CLEAR 6 1/4" x 3 3/8"

**SB184** .....RED DIE CUT/OPEN  
BACKGROUND 2 7/8" x 1 1/2"



**SB13R** ...BLACK ON CLEAR 6 1/4" x 3 3/8"

**SB14R** ...RED ON CLEAR 6 1/4" x 3 3/8"

**SB184R**...RED DIE CUT/OPEN  
BACKGROUND 2 7/8" x 1 1/2"



**SB74**.....RED ON CLEAR 6" x 1 1/2"

**SB75**.....BLACK ON CLEAR 6" x 1 1/2"



**SB76**.....RED ON CLEAR 6" x 1 1/2"

**SB77**.....BLACK ON CLEAR 6" x 1 1/2"

#### ATTENTION-All Drivers

In event of an accident in which a school bus is involved, please observe the following:

DO NOT move the bus from place of accident.

Contact Transportation Department-If unable to do so, notify local Police or State Highway Patrol.

When contacting Transportation Department, advise if ambulance or towing wrecker is needed.

Obtain name of driver of other vehicle or vehicles.

Obtain license number of other vehicle.

Obtain names of witnesses if possible.

Make list of names of students on bus.

Transportation Director

**SB89**.....BLACK ON WHITE 9" x 6"

### AVOID BACKING ACCIDENTS

#### LOOK BEFORE BACKING

**SB118** ....BLACK ON WHITE 3" x 1 1/4"

#### BATTERY BOX

**SB231** ....BLACK ON CLEAR 11 1/2" x 2 1/2"

#### BATTERY DISCONNECT INSIDE

**SB179** ....BLACK ON CLEAR 12" x 1 1/4"

#### BOARD OWNED

**SB152** ....BLACK ON CLEAR 11" x 2 1/2"

#### BUCKLE-UP



**SB219** ....RED ON WHITE  
W/ SEAT BELT in BLACK 8" x 4"

#### BUS RULES

1. Stay in your seat with your feet on the floor while bus is in motion.
2. Follow directions the first time they are given.
3. Keep hands, feet, objects and negative comments to self.
4. Keep all parts of your body and all objects inside the bus.
5. Keep all harmful objects (drugs, alcohol, tobacco, weapons, toys) off the bus.
6. Do not eat or drink on the bus.

**SB153** ....BLACK ON YELLOW 6" x 6"

#### CAUTION:



**SB160** ....RED ON WHITE 8 1/2" x 9 3/4"

#### CHECK BUS SEATS

FOR RIDERS

BEFORE EXITING

**SB211**.....RED ON WHITE 6 1/2" x 4"

CHECK FOR  
SLEEPING CHILDREN

**SB162** ....BLACK ON YELLOW 6" x 3"

## DECALS

CHECK FOR:  
SLEEPING CHILDREN  
CUT SEATS  
PERSONAL ITEMS

**SB159** ...BLACK ON WHITE 6" x 4"

1. Check Fuel Supply
2. Check Tires
3. Clean Windshield, Rear Windows
4. Rear-view Mirrors – clean and adjust
5. Do Windshield Wipers work?
6. Does Horn work?
7. Lights: (Head lights )  
Do (Clearance lights ) work?  
(Stop lights )  
(Flashers )
8. Turn Signals working?
9. STOP Signal
10. Heaters working?
11. Is Bus Clean for start of day's run?

**SB181** ...BLACK ON WHITE 4" x 4"

### CLEAN UP KIT

**SB154** ...RED ON CLEAR 6" x 2<sup>3</sup>/<sub>4</sub>"

### COUNT THEM DOWN AND COUNT THEM ACROSS

**SB84** ...RED ON CLEAR 7" x 3"

### CROSS 10ft. IN FRONT OF BUS

**SB25** ...RED ON WHITE 7" x 3"

### CROSS 15ft. IN FRONT OF BUS

**SB25A** ...RED ON WHITE 7" x 3"

#### DAILY CHECK

1. Motor oil
2. Power steering oil
3. Water in radiator
4. Drain air tank
5. Check tires
6. Activate all lights
7. Clean all glass

**SB114** ...BLACK ON WHITE 4" x 4<sup>1</sup>/<sub>4</sub>"

### DANGER

WARNING TO DRIVERS AND STUDENTS:  
DRAWSTRINGS ON COATS, BACKPACKS  
AND OTHER ARTICLES CAN BE CAUGHT  
ON HAND RAILS AND IN DOORS, THUS  
ATTACHING STUDENT TO OUTSIDE OF BUS.

### DRIVER

MAKE SURE EACH PASSENGER HAS  
CLEARED THE DANGER ZONE BEFORE  
MOVING SCHOOL BUS.

**SB220** ...RED ON WHITE 8<sup>1</sup>/<sub>2</sub>" x 6<sup>1</sup>/<sub>2</sub>"

### DIESEL

**SB126** ...2" BLACK LETTERING  
ON CLEAR 6<sup>3</sup>/<sub>4</sub>" x 2<sup>1</sup>/<sub>2</sub>"

### DIESEL FUEL

**SB44B** ...1/2" BLACK LETTERING  
ON CLEAR 4<sup>1</sup>/<sub>2</sub>" x 3/4"

### DIESEL FUEL ONLY

**SB44** ...1" BLACK LETTERING  
ON CLEAR 12<sup>1</sup>/<sub>2</sub>" x 1<sup>3</sup>/<sub>8</sub>"

**SB44A** ...1/2" BLACK LETTERING  
ON CLEAR 6<sup>1</sup>/<sub>2</sub>" x 5/8"

#### "DO NOT LOSE YOUR BUS PRIVILEGE!" FOLLOW THESE RULES

1. Observe classroom conduct.
2. Be courteous, use no profane language.
3. Do not eat or drink on the bus.
4. Keep the bus clean.
5. Co-operate with the driver.
6. Do not smoke.
7. Do not damage bus or equipment.
8. Stay in your seat.
9. Keep head, hands and feet inside bus.
10. Do not fight, push or shove.
11. Do not tamper with bus equipment.
12. Do not bring pets on the bus.
13. Do not bring flammable material on the bus.
14. The bus driver is authorized to assign seats.
15. Have a safe trip.

**SB42** ...BLACK ON YELLOW 6" x 6"

### DO NOT PASS WHEN SIGNALS FLASHING

**SB112** ...BLACK ON CLEAR 27" x 10"

### DO NOT RIDE FORWARD OF LINE

**SB27** ...BLACK ON CLEAR 12" x 5"

#### "DON'T LOSE YOUR RIDING PRIVILEGE!"

#### FOLLOW THESE RULES

1. Observe same conduct as in the classroom.
2. Be courteous, use no profane language.
3. Do not eat or drink on the bus.
4. Keep the bus clean.
5. Cooperate with the driver.
6. Do not smoke.
7. Do not be destructive.
8. Stay in your seat.
9. Keep head, hands and feet inside the bus.
10. Bus driver is authorized to assign seats.

**SB42A** ...BLACK ON YELLOW 8<sup>1</sup>/<sub>2</sub>" x 9<sup>1</sup>/<sub>2</sub>"

**DECALS**

*"DON'T LOSE YOUR RIDING PRIVILEGE!"*

**FOLLOW THESE RULES**

1. Follow driver's directions the first time they are given.
2. Stay in your seat.
3. Keep head, hands and feet inside bus and to yourself.
4. No drinking, eating, cursing, swearing or loud talking.
5. Be at pick-up point on time.

**SB42B** ...BLACK ON YELLOW 8 1/2" x 9 1/2"

**DRAIN AIR TANK DAILY**

**SB178** ...RED ON WHITE 10" x 1 1/2"



**SB141** ...RED ON WHITE 2 1/2" x 1 3/4"

**DRIVER Seat  
Belt Required**

**SB80** ...RED ON WHITE 5" x 3 1/2"

**EMERGENCY DOOR**

2" LETTERING

**SB1** .....BLACK ON CLEAR 12 1/2" x 2 1/2"

**SB2** .....RED ON CLEAR 12 1/2" x 2 1/2"

3" LETTERING

**SB3** .....BLACK ON CLEAR 20" x 3 3/4"

**SB4** .....RED ON CLEAR 20" x 3 3/4"

**EMERGENCY DOOR**

**SB174** ...BLACK ON SILVER  
DOUBLE FACED 13 1/8" x 2 1/2"

**EMERGENCY DOOR** (ADHESIVE SIDE)

**EMERGENCY DOOR** SEE INSTRUCTIONS BELOW

**SB186** ...BLACK ON SILVER  
DOUBLE FACED 13" x 2 1/2"

**EMERGENCY  
EQUIPMENT  
INSIDE**

**SB82** .....RED ON CLEAR 3 1/4" x 2 1/2"

**SB127** ....RED ON WHITE 4" x 3"

**EMERGENCY ESCAPE  
WINDOW**

**SB90** .....RED ON WHITE 10" x 3"

**EMERGENCY EXIT**

**SB189** ....(Reads the Same Both Sides)  
BLACK ON SILVER  
DOUBLE FACED 13" x 2 1/2"

**EMERGENCY EXIT**

2" LETTERING

**SB5** .....BLACK ON CLEAR 12 1/2" x 2 1/2"

**SB6** .....RED ON CLEAR 12 1/2" x 2 1/2"

3" LETTERING

**SB7** .....BLACK ON CLEAR 20" x 3 3/4"

**SB8** .....RED ON CLEAR 20" x 3 3/4"

**EMERGENCY EXIT**

**SB138** ...BLACK ON WHITE 7 3/4" x 3 3/4"

**EMERGENCY EXIT** OPERATES FROM INSIDE ONLY

**SB198FA**

BLACK ON SILVER  
FACE ADHESIVE 21 1/2" x 2 3/4"

**EMERGENCY EXIT**

SEE INSTRUCTIONS BELOW

**SB197** ...BLACK ON SILVER 21 1/2" x 3"

## DECALS

**EMERGENCY EXIT** (ADHESIVE SIDE)

**EMERGENCY EXIT** SEE INSTRUCTIONS BELOW

**SB59** .....BLACK ON SILVER  
DOUBLE FACED 13" x 2 1/2"

**EMERGENCY EXIT** SEE INSTRUCTIONS BELOW (ADHESIVE SIDE)

**EMERGENCY EXIT**

**SB188** .....BLACK ON SILVER  
DOUBLE FACED 13" x 2 1/2"

**EMERGENCY EXIT**  
AT EACH SIDE  
AT RED LIGHT

**SB187** .....RED ON WHITE 4" x 1 1/2"



**SB147** .....RED ON WHITE 3 1/2" x 4"

**EMERGENCY EXIT**  
INSTRUCTIONS LOCATED  
NEXT TO SEAT BEHIND

**SB98** .....RED ON CLEAR 5 3/4" x 2 1/2"

**EMERGENCY EXIT**  
LIFT HANDLE  
PULL OUT TO OPEN

**SB183** .....BLACK ON CLEAR 7" x 3 1/4"

**EMERGENCY EXIT**  
LIFT HANDLE  
PUSH DOOR OUT

**SB140** .....RED ON WHITE 6" x 3 1/2"

**EMERGENCY EXIT**  
LIFT HANDLE  
PUSH OUT TO OPEN

**SB106** .....BLACK ON CLEAR 7" x 3 1/4"

**SB200** .....RED ON CLEAR 7" x 3 1/4"

**SB205FA** .....RED ON CLEAR  
FACE ADHESIVE 7" x 3 1/4"

**EMERGENCY EXIT**  
LIFT HANDLE  
PUSH TO OPEN

**SB18** .....RED ON WHITE 11" x 5"

**EMERGENCY EXIT**  
LIFT LATCH, PUSH GLASS AT BOTTOM

**SB95** .....RED ON WHITE 17 1/2" x 3"

**SB95FA** .....RED ON WHITE  
FACE ADHESIVE 17 1/2" x 3"

**EMERGENCY EXIT**  
Lift Latch-Push Glass At Bottom

**SB96** .....RED ON WHITE 25 1/2" x 5 1/2"

**EMERGENCY EXIT**  
LIFT LATCH TO OPEN  
PUSH OUT AT BOTTOM

**SB9** .....BLACK ON CLEAR 6 1/2" x 3"

**SB9FA** .....BLACK ON CLEAR  
FACE ADHESIVE 6 1/2" x 3"

**EMERGENCY EXIT**

LIFT LATCH TO OPEN  
PUSH OUT AT BOTTOM

**SB53FA** .....RED ON WHITE  
FACE ADHESIVE 7 1/2" x 3 1/4"

**EMERGENCY EXIT**  
LIFT LATCH TO OPEN PUSH  
WINDOW OUT AT BOTTOM

**SB177FA** .....BLACK ON CLEAR  
FACE ADHESIVE 7" x 2 3/4"

## DECALS

EMERGENCY EXIT  
← MOVE HANDLE  
TO OPEN: PUSH OUT

**SB155** ....BLACK ON WHITE 5" x 2"

EMERGENCY EXIT  
MOVE HANDLE →  
TO OPEN: PUSH OUT

**SB156** ....BLACK ON WHITE 5" x 2"

EMERGENCY EXIT  
PULL CABLE  
PUSH GLASS

**SB192** ....BLACK ON WHITE 5" x 3"

EMERGENCY EXIT  
PULL HANDLE  
PUSH DOOR OUT

**SB78** .....RED ON WHITE 6" x 3 1/2"

EMERGENCY EXIT  
RELEASE HANDLE  
NEXT SEAT back

**SB167** ....RED ON WHITE 4" x 2 1/2"

EMERGENCY EXIT  
PUSH OUT AT BOTTOM  
↓ TO OPEN ↓

**SB124** ....RED ON WHITE 6" x 3"

EMERGENCY EXIT  
PUSH OUT AT  
LOWER CORNERS

**SB10** .....BLACK ON CLEAR 6" x 3"

EMERGENCY EXIT  
RELEASE HANDLE  
NEXT SEAT back

**SB54FA** RED ON CLEAR  
FACE ADHESIVE 4" x 2 1/2"

EMERGENCY EXIT  
RELEASE HANDLE  
NEXT SEAT forward

**SB55FA** .RED ON CLEAR  
FACE ADHESIVE 4" x 2 1/2"

EMERGENCY EXIT  
RELEASE HANDLE  
NEXT SEAT forward

**SB168** ....RED ON WHITE 4" x 2 1/2"

EMERGENCY EXIT  
RELEASE HANDLE  
2 SEATS forward

**SB169** ....RED ON WHITE 4" x 2 1/2"

EMERGENCY EXIT  
RELEASE HANDLE  
2 SEATS back

**SB170** ....RED ON WHITE 4" x 2 1/2"

EMERGENCY EXIT  
RELEASE HANDLE  
3 SEATS back

**SB171** ....RED ON WHITE 4" x 2 1/2"

EMERGENCY EXIT  
RELEASE HANDLE  
3 SEATS forward

**SB172** ....RED ON WHITE 4" x 2 1/2"

EMERGENCY EXIT  
ROTATE HANDLES  
PULL TO OPEN

**SB91** .....BLACK ON CLEAR 12 3/4" x 5"


EMERGENCY EXIT  
ROTATE HANDLES  
PULL TO OPEN

**SB15** .....RED ON CLEAR 12 1/2" x 5"

**SB182** ....RED ON WHITE 12 1/2" x 5"

**DECALS**

**EMERGENCY EXIT**

ROTATE HANDLE   
PUSH WINDOW OUT

**SB176**.....BLACK ON CLEAR  
w/ EMERGENCY EXIT  
and ARROW in RED 7" x 2<sup>3</sup>/<sub>4</sub>"

**EMERGENCY EXIT  
TO OPEN  
LIFT HANDLE**

**SB107**.....BLACK ON CLEAR 6" x 3<sup>1</sup>/<sub>4</sub>"

**EMERGENCY EXIT  
TO OPEN  
PULL HANDLE  
PUSH OUT**

**SB113**.....BLACK ON CLEAR 6" x 2<sup>5</sup>/<sub>8</sub>"

**EMERGENCY EXIT  
TO OPEN PULL  
HANDLE PUSH  
OUT WINDOW**

**SB115**.....BLACK ON CLEAR  
FACE ADHESIVE 5" x 3<sup>1</sup>/<sub>2</sub>"

**SB115A**.....BLACK ON CLEAR  
ADHESIVE BACK 5" x 3<sup>1</sup>/<sub>2</sub>"

**SB196**.....BLACK ON CHROME 5<sup>1</sup>/<sub>2</sub>" x 3"

**EMERGENCY EXIT  
TO OPEN PULL  
HANDLE PUSH  
OUT WINDOW**

**SB166**.....BLACK ON WHITE 5" x 3<sup>1</sup>/<sub>2</sub>"

**EMERGENCY EXIT  
TO OPEN PUSH  
HANDLE PUSH  
OUT WINDOW**

**SB165**.....BLACK ON WHITE 5" x 3<sup>1</sup>/<sub>2</sub>"



**SB52**.....BLACK ON CLEAR 6<sup>3</sup>/<sub>4</sub>" x 6<sup>1</sup>/<sub>2</sub>"

**SB218**.....RED ON CLEAR 6<sup>3</sup>/<sub>4</sub>" x 6<sup>1</sup>/<sub>2</sub>"



**SB230**.....RED ON WHITE  
DIE CUT APPROX. 11" x 5<sup>1</sup>/<sub>4</sub>"

**EMERGENCY  
INFORMATION  
INSIDE**

**SB210**.....RED ON WHITE 5" x 3"

**ESCAPE  
WINDOW**

**SB16**.....RED ON WHITE 5" x 3"



**SB175**.....RED ON CLEAR 8" x 2"

**FASTEN  
SEAT BELTS**

**SB201**.....RED ON WHITE 4" x 1<sup>1</sup>/<sub>2</sub>"

<p>FIRST AID FOR GRAND MAL EPILEPSY</p> <ul style="list-style-type: none"> <li>• Keep calm. You cannot stop a seizure once it has started.</li> <li>• Do not try to restrain the person. Let the seizure run its course.</li> <li>• Clear the area around the person so he or she does not get injured on any hard, sharp or hot objects. Try not to interfere with person's movements.</li> <li>• DO NOT FORCE ANYTHING BETWEEN THE PERSON'S TEETH! If his or her mouth is open, you might place a soft object such as a handkerchief between the side teeth.</li> <li>• It is not necessary to call a doctor unless the seizure lasts more than ten minutes or is followed almost immediately by another major seizure.</li> <li>• When the seizure is over, let the person rest or sleep.</li> <li>• The parent or guardian, physician and appropriate school personnel should be notified of the seizure.</li> </ul> <p>Physician ( ) _____ Rescue Squad ( ) _____ Transportation Office ( ) _____</p>
--

**SB117**.....BLACK ON YELLOW 6<sup>3</sup>/<sub>4</sub>" x 5<sup>1</sup>/<sub>2</sub>"

**DECALS**

**FIRE  
BLANKET**

**SB134**.....RED ON WHITE 7 1/2" x 5"

**FIRE EXTINGUISHER**

**SB143**.....RED ON WHITE 8 1/2" x 1 1/8"

**SB203FA**.....RED ON WHITE  
FACE ADHESIVE 8 1/2" x 1 1/8"



**SB164**.....RED ON SILVER 4 7/8" x 2 1/2"



FIRST AID KIT

**SB19**.....RED ON CLEAR 6" x 3"



**SB88**.....RED ON CLEAR W/FIRST AID  
KIT in WHITE 5 1/4" x 5 1/4"



**SB130**.....RED ON WHITE 4 1/2" x 2"

FIRST AID KIT  
UNDER RIGHT FRONT SEAT

**SB142**.....RED ON WHITE 8 1/2" x 1 1/2"

**FLARES**

**SB40**.....RED ON WHITE 8" x 3"

FOR OFFICIAL USE ONLY

**SB73**.....BLACK ON CLEAR 10" x 1 1/2"

FOR PASSENGERS SAFETY  
FEDERAL LAW PROHIBITS  
OPERATION OF THIS BUS  
WHILE ANYONE IS STANDING  
FORWARD OF THE LINE

**SB158**.....RED ON WHITE 7 1/2" x 4"

**GAS**

2" LETTERING

**SB125**.....BLACK ON CLEAR 4 1/4" x 2 1/2"

**GAS ONLY**

1" LETTERING

**SB57**.....BLACK ON CLEAR 3 1/2" x 1"



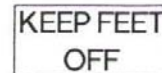
**SB228R**.....BLUE ON  
WHITE REFLECTIVE 8" x 8"

**SB38**.....BLUE ON  
WHITE REFLECTIVE 6" x 6"

**SB39**.....BLUE ON  
WHITE REFLECTIVE 4" x 4"

IDLE ENGINE FOR  
2 MINUTES BEFORE  
STOPPING ENGINE

**SB120**.....BLACK ON WHITE 4" x 2"



**SB26**.....BLACK ON CLEAR 6" x 3"

LET BUS IDLE  
3 to 5 MINS.  
BEFORE  
SHUTTING OFF

**SB122**.....BLACK ON WHITE 4 1/2" x 3 3/8"

## DECALS

**LIFT HANDLE AND  
PUSH OUT TO OPEN**

**SB208** .....BLACK ON CLEAR 3<sup>5</sup>/<sub>8</sub>" x 1<sup>1</sup>/<sub>2</sub>"

**LIFT HANDLE ↑  
PULL OUT TO OPEN**

**SB157** .....RED ON CLEAR 6<sup>3</sup>/<sub>4</sub>" x 2"

**LIFT HANDLE  
PUSH OUT ↗**

**SB17** .....RED ON CLEAR 6" x 4"

**LIFT HANDLE ↑  
PUSH OUT TO OPEN**

**SB86** .....RED ON CLEAR 5<sup>1</sup>/<sub>2</sub>" x 1<sup>3</sup>/<sub>4</sub>"  
**SB86FA** .RED ON CLEAR  
.....FACE ADHESIVE 5<sup>1</sup>/<sub>2</sub>" x 1<sup>3</sup>/<sub>4</sub>"

**LIFT HANDLE  
PUSH OUT TO OPEN ↗**

**SB87** .....RED ON CLEAR 5<sup>3</sup>/<sub>4</sub>" x 5<sup>1</sup>/<sub>4</sub>"

**LIFT LATCH  
PUSH TO OPEN**

**SB116** .....RED ON CLEAR 7" x 2<sup>3</sup>/<sub>4</sub>"

**↖ LIFT  
TO OPEN**

**SB11** .....BLACK ON CLEAR 6<sup>1</sup>/<sub>4</sub>" x 3<sup>1</sup>/<sub>2</sub>"  
**SB12** .....RED ON CLEAR 6<sup>1</sup>/<sub>4</sub>" x 3<sup>1</sup>/<sub>2</sub>"

**LIFT  
TO OPEN ↗**

**SB11R** ...BLACK ON CLEAR 7" x 3"  
**SB12R** ...RED ON CLEAR 7" x 3"

**↑ LIFT TO OPEN**

**SB94** .....BLACK ON CLEAR 16<sup>1</sup>/<sub>2</sub>" x 3"




DIE CUT APPROX.  
7<sup>1</sup>/<sub>8</sub>" x 3"

**SB151L** ...RED ON CLEAR  
**SB215L** ...BLACK ON CLEAR



DIE CUT APPROX.  
7<sup>1</sup>/<sub>8</sub>" x 3"

**SB151R** .RED ON CLEAR  
**SB215R** BLACK ON CLEAR



**SB161L** ...RED ON WHITE  
DIE CUT APPROX. 7" x 4"



**SB161R** .RED ON WHITE  
DIE CUT APPROX. 7" x 4"

**LOOK  
BEFORE  
BACKING**

**SB119** .....BLACK ON WHITE 3" x 3"

**MAXIMUM  
IDLE TIME  
3 MINUTES**

**SB194** .....RED ON WHITE 4" x 3"

NEXT	SERVICE DUE
AT	MILES
OR MO	DAY
	YR
whichever occurs first	

**SB209** .....BLACK ON YELLOW 3" x 2"

NEXT	SERVICE DUE
AT	MILES
OR HOURS	
whichever occurs first	

**SB213** .....BLACK ON YELLOW 3" x 2"

**NO EATING  
OR DRINKING**

**SB139** .....RED ON WHITE 8" x 2"

## DECALS



**SB149** ...RED ON WHITE 5" x 2 1/2"



**SB185** ...RED  & BLACK —  
ON WHITE 3" x 3"

### NO SMOKING

**SB20** .....BLACK ON CLEAR 11 1/2" x 2"

**SB21** .....RED ON CLEAR 11 1/2" x 2"

**SB22** .....BLACK ON WHITE 11 1/2" x 2"

**SB23** .....RED ON WHITE 11 1/2" x 2"

### NO SMOKING PLEASE

THIS IS A  
SMOKE FREE BUILDING

**SB135FA** .....RED ON WHITE  
FACE ADHESIVE 6" x 3"

### NO STANDEES

**SB32** .....BLACK ON CLEAR 8" x 2 1/2"

**SB32A** ...RED ON CLEAR 8" x 2 1/2"

### NO STEP

**SB108** ...BLACK ON CLEAR 4" x 1 1/2"

### NO TOBACCO OF ANY KIND


**SB110** ...RED ON WHITE 8" x 2"

### NOTICE

This Bus Equipped  
With a Video/Audio  
Monitoring System

**SB207** ...RED ON WHITE 5" x 4"

### NOTICE

TO RELEASE  DOOR  
FROM HELD POSITION  
- OPEN DOOR FULLY  
- CLOSE DOOR

**SB229** ....(Reads the Same Both Sides)  
BLACK ON WHITE  
DOUBLE FACED 6" x 3"

### OPERATOR

**SB29** BLACK ON CLEAR 7" x 1"

**SB30** .....BLACK ON CLEAR 9 1/2" x 2"

**SB31** .....BLACK ON CLEAR 9" x 3"

### OPERATES FROM INSIDE ONLY

**SB173** ...BLACK ON CLEAR 13" x 1 3/8"

### OUT OF SERVICE

**SB83** .....GREEN ON CLEAR 2 PCS  
3" "OUT OF"  
5" "SERVICE"

### PROPANE ONLY

**SB129** ...BLACK ON CLEAR 6 3/4" x 1"

PULL HANDLE DOWN  
↙ TURN 90° AND ↘  
PUSH BAR TO OPEN

**SB85** .....RED ON CLEAR 10" x 3 3/4"



**SB199** ...BLACK ON YELLOW 1 1/2"(Ht.)

PULL

TO RESET

**SB145** ...RED ON WHITE 3 3/4" x 2"

PUNCTURE & DRAIN  
ALL FILTERS  
24 HOURS BEFORE DISPOSAL

**SB214** ...RED ON WHITE 12 1/2" x 5"

PUSH DOWN & OUT ↓

**SB109A** BLACK ON CLEAR 6 1/2" x 1 1/2"

↑ PUSH DOWN & OUT

**SB109B** .BLACK ON CLEAR 6 1/2" x 1 1/2"

## DECALS

### ↕ PUSH DOWN AND OUT

**SB136** ...BLACK ON WHITE 5 1/2" x 3/4"

### PUSH DOWN AND OUT ↕

**SB137** ...BLACK ON WHITE 5 1/2" x 3/4"

### Push to Open →

**SB146** ...RED ON CLEAR 7 1/2" x 1 1/2"



**SB216** ...BLACK ON WHITE 13 1/2" x 3"

**SB217** ...BLACK ON CLEAR 13 1/2" x 3"

### RED LIGHTS FLASH

**SB50A** ...RED ON WHITE REFLECTIVE 32" x 4"

### SANDER FILL ONLY

**SB111** ...BLACK ON CLEAR 5" x 3 1/4"

### SCHOOL BUS

**SB100** ...8" BLACK LETTERING ON YELLOW 36" x 8 1/2"

**SB101** ...8" BLACK LETTERING ON CLEAR 36" x 8 1/2"

**SB222R** ...8" BLACK LETTERING ON YELLOW REFLECTIVE 38 1/2" x 9"

### SCHOOL STUDENTS

**SB99** ...6" BLACK LETTERING ON YELLOW 54" x 8"

### SEAT BELT CUTTER INSIDE

**SB150** ...RED ON WHITE 6" x 1 1/2"

### SEATS

**SB34** ...BLACK ON CLEAR 4" x 2"

### STANDEES

**SB33** ...BLACK ON CLEAR 6 3/8" x 2"

### STATE LAW PROHIBITS SCHOOL BUS FROM TURNING RIGHT ON RED

**SB35** ...BLACK ON CLEAR W/ "RED" in RED 11 1/2" x 4"

### STATE LAW REQUIRES ALL VEHICLES TO STOP FOR FLASHING LIGHTS

**SB132** ...RED ON WHITE 11 1/2" x 4"

### STEP UP

**SB28** ...BLACK ON WHITE 8" x 3"



**SB43-17-7** ...6" WHITE LETTERING ON RED 17" x 7"



Holes die-cut for Stop Arm lights.

**SB43** ...6" WHITE LETTERING ON RED 18" OCTAGON

**SB43R** ...6" WHITE REFLECTIVE LETTERING ON RED REFLECTIVE 18" OCTAGON



Holes die-cut for Stop Arm lights.

**SB43A** ...6" WHITE LETTERING ON RED 18" BLADE

**SB43RA** ...6" WHITE REFLECTIVE LETTERING ON RED REFLECTIVE 18" BLADE



Holes die-cut for Stop Arm lights.

**SB43B** ...6" WHITE LETTERING ON RED 18" BLADE

**SB43RB** ...6" WHITE REFLECTIVE LETTERING ON RED REFLECTIVE 18" BLADE

**DECALS**

**STOP AT ALL  
RAILROAD  
CROSSINGS**

**SB202**....RED ON WHITE 4" x 2 1/2"

**STOP WINDOW AT RED LINE**

**SB104**....RED ON CLEAR 14 1/4" x 1"

**THIS VEHICLE  
DOES NOT  
TURN ON RED**

**SB37**.....BLACK ON WHITE W/  
"TURN ON RED" in RED 10 1/2" x 6"

**SB195**....BLACK ON WHITE W/  
"TURN ON RED" in RED 5 1/2" x 3"

**SB221**....BLACK ON WHITE W/  
"RED" in RED 10 1/2" x 6"

**THIS VEHICLE  
DOES NOT TURN  
RIGHT ON RED**



**SB223FA**....RED ON CLEAR  
FACE ADHESIVE 6" x 4"

**THIS VEHICLE MAKES  
WIDE RIGHT HAND TURNS**

**SB128**....BLACK ON WHITE 13 1/2" x 5"

**THIS VEHICLE MAKES  
WIDE RIGHT TURNS**

**SB133**....BLACK ON CLEAR 20" x 6 3/4"

**THIS VEHICLE STOPS AT  
ALL RAILWAY CROSSINGS**

**SB36**.....BLACK ON CLEAR 17" x 5"

**SB36A**...RED ON CLEAR 17" x 5"



**SB36R**....RED W/YELLOW LETTERING ON  
WHITE REFLECTIVE 17 1/2" x 5 1/2"

TO  
OPEN  
PUSH  
HANDLE  
DOWN  
PUSH  
DOOR  
OUT



**SB148** ...RED ON WHITE 4 1/2" x 2 1/2"

**TO OPERATE LIFT**

1. LIFT UP DOOR HANDLE
2. OPEN DOORS FULLY
3. STAND CLEAR OF LIFT
4. PUSH "DOWN" BUTTON

**SB144**....RED ON WHITE 8 1/2" x 4 7/8"

**TURN ENGINE OFF  
WHEN STOPPED FOR  
2 MINUTES OR MORE**

**SB121**....BLACK ON WHITE 4" x 2"

**TURN HANDLE  
AND PUSH OUT  
TO OPEN**

**SB81**.....BLACK ON WHITE 5" x 3"

**DECALS**

**TURN OFF ENGINE  
BEFORE FILLING**

**SB131**.....BLACK ON WHITE 4" x 2"

**UNLAWFUL TO PASS  
WHEN  
RED LIGHTS FLASH**

**SB50**.....BLACK ON WHITE REFLECTIVE  
W/"RED LIGHTS FLASH"  
in RED REFLECTIVE 32" x 16"

**UNLAWFUL TO PASS  
WHEN  
RED LIGHTS FLASH**

**SB51**.....WHITE REFLECTIVE  
LETTERING ON BLACK 30" x 9"

**UNLEADED GASOLINE ONLY**

**SB180**.....WHITE LETTERING W/BLACK  
OUTLINE ON CLEAR 5" x 7/8"

**VIDEO  
CAMERA  
INSTALLED**

**SB204**.....RED ON WHITE 5" x 4"

**VIDEO CAMERA  
MAY BE IN USE**

**SB212**.....RED ON WHITE 5" x 4"

**WARNING** \$100.00 Fine for Passing Stopped School Bus with Red Lights Flashing and Stop Arm Activated.

**SB224**.....RED ON WHITE 27" x 3 3/8"

**SB225**.....RED ON WHITE 20 1/2" x 2 1/2"

**WARNING** \$100 FINE FOR  
PASSING STOPPED SCHOOL BUS  
WITH RED LIGHTS FLASHING  
AND STOP SIGN ACTIVATED.

**SB226**.....RED ON WHITE 15 1/2" x 5 1/4"

**WARNING**  
\$100 FINE FOR PASSING  
STOPPED SCHOOL BUS  
WITH RED LIGHTS FLASHING  
AND STOP SIGN ACTIVATED.

**SB227**.....RED ON WHITE 10 1/2" x 5"

**WARNING:**  
It is unlawful & dangerous  
to dispense gasoline into  
unapproved containers.

**NO SMOKING  
STOP MOTOR**

**SB93**.....RED ON CLEAR 9 1/4" x 7 1/4"

**WATCH YOUR STEP**

**SB24**.....BLACK ON CLEAR 12 1/2" x 2 1/2"

**SB24W**.....WHITE ON CLEAR 12 1/2" x 2 1/2"

**SB190**.....RED ON CLEAR 12 1/2" x 2 1/2"

**SB191**.....RED ON WHITE 12 1/2" x 2 1/2"

**SB193**.....BLACK ON WHITE 12 1/2" x 2 1/2"

**WATER ONLY**

**SB58**.....BLACK ON CLEAR 4 1/4" x 1"

**WELCOME ABOARD**

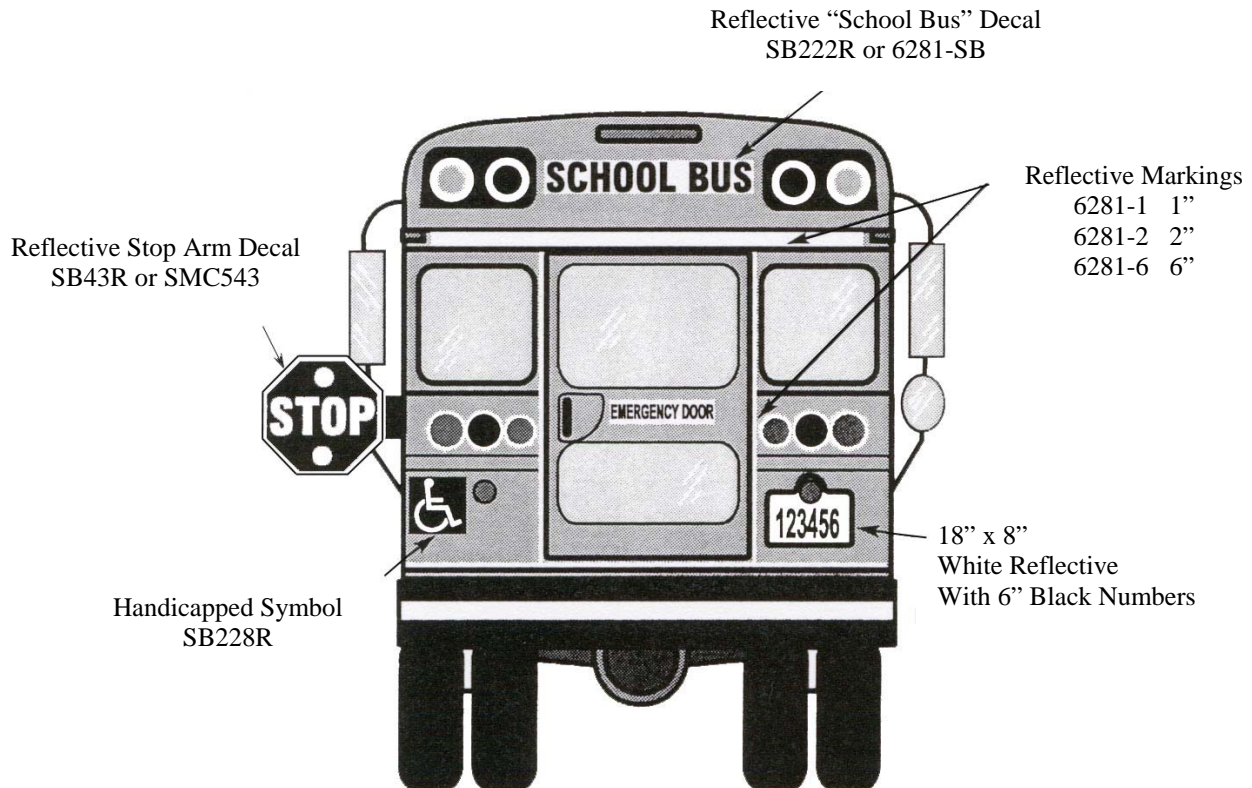
**SB105**.....BLACK ON WHITE 12" x 2 1/4"

**SB206**.....BLACK ON CLEAR 12" x 2 1/4"

**YOU  
ARE RESPONSIBLE  
FOR THE  
SAFE OPERATION  
AND CLEANLINESS  
OF THIS VEHICLE**

**SB41**.....BLACK ON WHITE  
W/"YOU" in RED 5" x 3 1/2"

## DECALS



**Stop Arm Overlays**  
**Handicapped Symbols**  
**Reflective Bus Striping**  
**Cut to your Specifications**  
**Reflective material exceeds**  
**FED. SPECS. LS-300C & FP 85 Type II**  
**1-800-460-2877**

**DECALS**

**WE ALSO  
HAVE  
PRESPACED  
LETTERING  
AND  
NUMBERS**

**CALL TODAY  
1-800-460-2877**