

LIGHTS AND LENSES

ARROW LIGHTING



<u>PART #</u>	<u>DESCRIPTION</u>
444-00-122	STOP & TAIL LAMP ASSEMBLY W/ LICENSE LAMP W/STUDS
444-07-122	STOP AND TAIL LAMP WITHOUT LICENSE LAMP W/ STUDS
444-99-009*	STOP AND TAIL LAMP WITHOUT LICENSE LAMP W/O STUDS
444-99-010**	STOP & TAIL LAMP ASSEMBLY W/ LICENSE LAMP W/O STUDS
96-20093-2	RED LENSE
96-14681-0	PIG TAIL
1157	BULB
* REPLACES CARPENTER 8-1052	
**REPLACES CARPENTER 8-1053	



<u>PART #</u>	<u>DESCRIPTION</u>
058-00-112	AMBER ASSEMBLY WITH BLACK BASE
058-00-122	RED ASSEMBLY WITH BLACK BASE
058-00-412	AMBER ASSEMBLY WITH YELLOW BASE
058-00-422	RED ASSEMBLY WITH YELLOW BASE
96-20094-1	AMBER LENSE A58A
96-20094-2	RED LENSE A58R
064-00-800	GUARD A58G
168	BULB
58-99005	RED CLEARANCE LIGHT W/GASKET
58-99006	AMBER WARNING LIGHT W/GASKET



<u>PART #</u>	<u>DESCRIPTION</u>
059-00-712	AMBER ARMORED MARKER ASSEMBLY
059-00-722	RED ARMORED MARKER ASSEMBLY
059-99000	AMBER SIDE TURN SIGNAL
96-04604-1	AMBER LENSE FOR 059-00-712
96-04604-2	RED LENSE FOR 059-00-722
96-20136-1	AMBER LENSE FOR 059-99000
67	BULB FOR 059-00-712 OR 722
921	BULB FOR 059-99000



<u>PART #</u>	<u>DESCRIPTION</u>
052-00-712	AMBER SEALED MARKER ASSEMBLY
052-00-722	RED SEALED MARKER ASSEMBLY



<u>PART #</u>	<u>DESCRIPTION</u>
045-00-032	DOME LAMP ASSEMBLY
96-20084-3	CLEAR LENSE
906	BULB




<u>PART #</u>	<u>DESCRIPTION</u>
036-00-332	DOME LAMP ASSEMBLY CHROME FINISH WITHOUT SWITCH
036-05-352	DOME LAMP ASSEMBLY CHROME FINISH WITH SWITCH
96-03504-3	CLEAR LENSE USED ON 036-00-332
96-03504-5	MOONSTONE LENSE USED ON 036-05-352
93	BULB USED ON 036-00-322
1003	BULB USED ON 036-05-352

LIGHTS AND LENSES

BAADER BROWN

BAADER BROWN TURN LIGHT WITH ARROW

Flush Mount Single Filament Bulb Surface Lens




- 7" diameter lens
- Flush mount
- All nonmetallic design employs impact resistant, rust and corrosion-proof acrylic lens — polycarbonate housing*

- Uses type 1156 single contact light bulb
- Furnished with waterproofing gasket
- Standard lens screws are stainless steel

To Order	Specify Stock Number
6000A amber turn signal lights	3000 040 000
6000R red turn signal lights	3000 050 000

Standard Center Post Single Filament Surface Lens




- 7" diameter lens
- All nonmetallic design employs impact resistant, rust and corrosion-proof acrylic lens — polycarbonate housing*

- Uses type 1156 single contact light bulb
- Furnished with waterproofing gasket
- Standard lens screws are stainless steel

To Order	Specify Stock Number
9200A amber turn signal lights	3000 041 000
9200R red turn signal lights	3000 051 000

BAADER BROWN STOP LIGHTS & CLEAR BACK UP

Flush Mount Single Filament Bulb Smooth Surface Lens




- 7" diameter lens
- Flush mount
- All nonmetallic design employs impact resistant, rust and corrosion-proof acrylic lens — polycarbonate housing*

- Uses type 1156 single contact light bulb
- Furnished with waterproofing gasket
- Standard lens screws are stainless steel

To Order	Specify Stock Number
5000R red stoplight	3000 010 000
5000A amber stoplight	3000 020 000
5000C clear back up light	3000 030 000

Standard Center Post Single Filament Bulb Smooth Surface Lens




- 7" diameter lens
- All nonmetallic design employs impact resistant, rust and corrosion-proof acrylic lens — polycarbonate housing*

- Uses type 1156 single contact light bulb
- Furnished with waterproofing gasket
- Standard lens screws are stainless steel

To Order	Specify Stock Number
9200R red stoplight	3000 011 000
9200A amber stoplight	3000 021 000
9200C clear back up light	3000 031 000

BAADER BROWN STOP AND TAIL LIGHTS

Flush Mount Double Filament Bulb Smooth Surface Lens




- 7" diameter lens
- Flush mount
- All nonmetallic design employs impact resistant, rust and corrosion-proof acrylic lens — polycarbonate housing*

- Uses type 1157 double contact light bulb
- Furnished with waterproofing gasket
- Standard lens screws are stainless steel

To Order	Specify Stock Number
8600R red stoplight and tail light	3000 010 000

Standard Center Post Double Filament Bulb Smooth Surface Lens



- 7" diameter lens
- All nonmetallic design employs impact resistant, rust and corrosion-proof acrylic lens — polycarbonate housing*

- Uses type 1157 double contact light bulb
- Furnished with waterproofing gasket
- Standard lens screws are stainless steel

To Order	Specify Stock Number
9200 red stoplight and tail light	3000 011 100

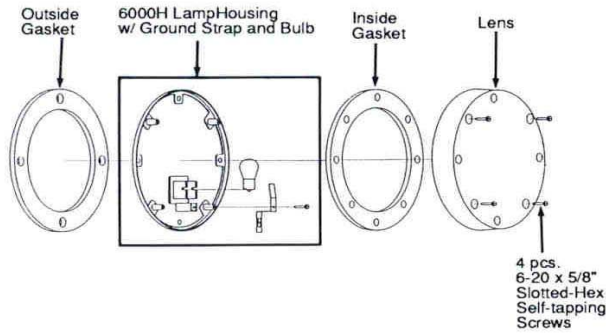
* Polycarbonate lenses available

LIGHTS AND LENSES

BAADER BROWN

BAADER BROWN REPLACEMENT PARTS

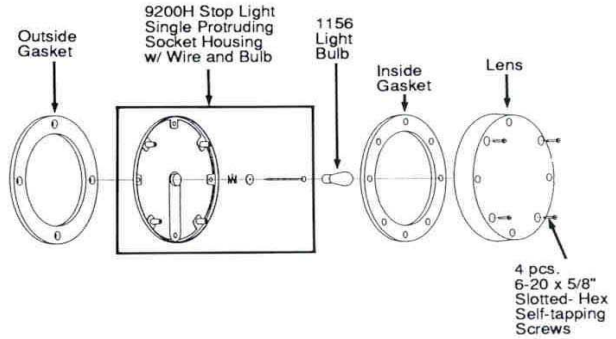
Single Filament Flush Mount Replacement Parts



Parts List (5000/6000 Series)

Part No.	Description	Specify Stock Number
2000-3	inside gasket	2702 000 001
2000-4	outside gasket	2702 000 003
6000H	flat retainer w/bulb, insert & ground strap	9930 000 200
1156	bulb	9507 010 110
5000SLR	stop lens (red)	3001 010 000
5000SLA	stop lens (amber)	3001 020 000
5000SLC	stop lens (clear)	3001 030 000
6000TSLA	stop lens (amber) arrow	3001 040 000
6000TSLR	stop lens (red) arrow	3001 050 000
6-20 x 5/8"	screws	9002 142 203

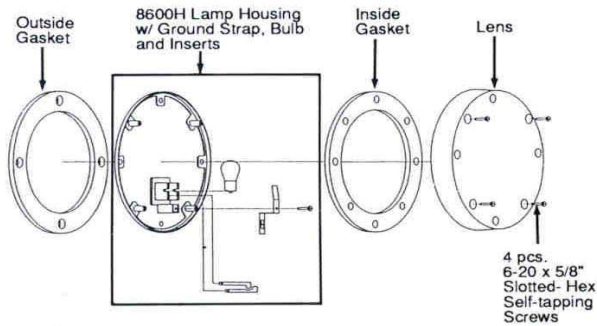
Single Filament Standard Center Post Replacement Parts



Parts List (9200 Series)

Part No.	Description	Specify Stock Number
2000-3	inside gasket	2702 000 001
2000-4	outside gasket	2702 000 003
9200H	stop light, single protruding socket housing with wire & bulb	3005 002 001
1156	bulb	9507 010 110
5000SLR	stop lens (red)	3001 010 000
5000SLA	stop lens (amber)	3001 020 000
5000SLC	stop lens (clear)	3001 030 000
6000TSLA	stop lens (amber) arrow	3001 040 000
6000TSLR	stop lens (red) arrow	3001 050 000
6-20 x 5/8"	screws	9002 142 203

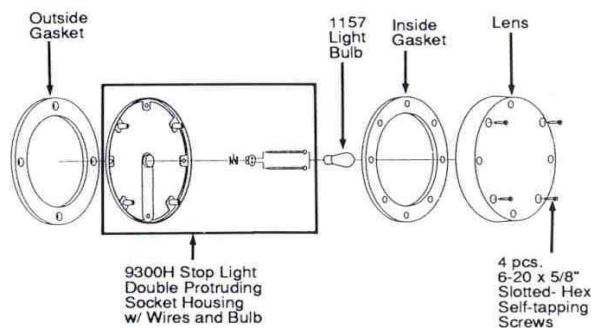
Double Filament Bulb Flush Mount Replacement Parts



Parts List (8600 Series)

Part No.	Description	Specify Stock Number
2000-3	inside gasket	2702 000 001
2000-4	outside gasket	2702 000 003
8600H	flat retainer w/bulb, insert & ground strap	9930 000 300
1157	bulb	9509 010 111
5000SLR	stop lens (red)	3001 010 000
5000SLA	turn lens (amber)	3001 020 000
6-20 x 5/8"	screws	9002 142 203

Double Filament Standard Center Post Replacement Parts



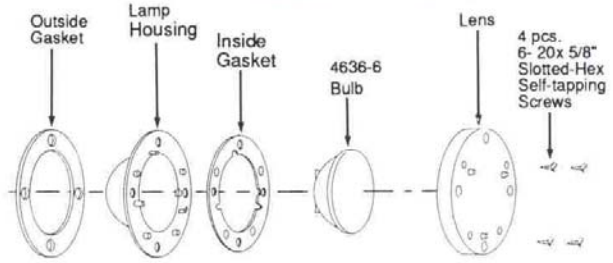
Parts List (9300 Series)

Part No.	Description	Specify Stock Number
2000-3	inside gasket	2702 000 001
2000-4	outside gasket	2702 000 003
9300 H	stop light, double protruding socket housing with wire and bulb	3005 002 002
1157	bulb	9509 010 111
5000SLR	stop lens (red)	3001 010 000
5000SLA	stop lens (amber)	3001 020 000
6-20 x 5/8"	screws	9002 142 203

LIGHTS AND LENSES

BAADER BROWN

Smooth Surface Lens



- 7" diameter lens emergency light used with 4- and 8-lamp warning systems
- All nonmetallic design employs impact resistant, rust and corrosion-proof acrylic lens — polycarbonate housing*

- Furnished with a 4636-3 light bulb
- Furnished with waterproofing gasket
- Standard lens screws are stainless steel

Parts List: (2000 Series)

Part No.	Description	Specify Stock Number
2000-3	inside gasket	2702 000 001
2000-4	outside gasket	2702 000 003
2000H	lamp housing	2705 000 000
4636-3	bulb	9502 030 110
2000WLR	warning lens (red)	2701 010 000
2000WLA	warning lens (amber)	2701 020 000
6-20 x 5/8	screws	9002 142 203

To Order		Specify	Stock Number
2000R	red warning light	2700 040 500	
2000A	amber warning light	2700 050 500	

Available with halogen bulbs.
*Polycarbonate lens available

ONE STOP BUS STOP, INC.
1440 SOUTH LOOP 12
IRVING, TEXAS 75060
1-800-460-2877
FOR QUALITY
OEM REPLACEMENT
PARTS

LIGHTS AND LENSES

GROTE



<u>PART #</u>	<u>DESCRIPTION</u>
45252	RED CLEARANCE ASSEMBLY
45253	AMBER CLEARANCE ASSEMBLY
90152	RED LENSE
90153	AMBER LENSE
194	BULB
8-0940	GUARD (NOT SHOWN)



<u>PART #</u>	<u>DESCRIPTION</u>
62011	BACK UP LIGHT ASSEMBLY
90221	CLEAR BACK UP LENSE
1156	BULB



<u>PART #</u>	<u>DESCRIPTION</u>
50852	4" DURAMOLD 2 STUD MOUNT COMBINATION LAMP WITH LICENSE LAMP
50872	UNIVERSAL SAME AS ABOVE BUT WITHOUT STUDS
43272	LICENSE PLATE BRACKET (NOT SHOWN)
68150	PIGTAIL (NOT SHOWN)
90232	RED LENSE SNAP ON TYPE
1157	BULB



<u>PART #</u>	<u>DESCRIPTION</u>
50882	4" STEEL 2 STUD MOUNT COMBINATION LAMP WITH LICENSE LAMP
50892	4" STEEL 2 STUD MOUNT COMBINATION LAMP WITHOUT LICENSE LAMP
43272	LICENSE PLATE BRACKET (NOT SHOWN)
68150	PIGTAIL (NOT SHOWN)
90252	RED LENSE
1157	BULB



<u>PART #</u>	<u>DESCRIPTION</u>
46962	RED LED CLEARANCE LIGHT ASSEMBLY
46963	AMBER LED CLEARANCE LIGHT ASSEMBLY
43074	GUARD

1-800-460-2877

LIGHTS AND LENSES

KD LAMP



<u>PART #</u>	<u>DESCRIPTION</u>
556-9101	AMBER CLEARANCE LIGHT ASSEMBLY
556-9601	RED CLEARANCE LIGHT ASSEMBLY
3581-011	AMBER LENSE
3586-061	RED LENSE
41834-001	MOUNTING PAD (NOT SHOWN)
42801-901	GUARD BRUSHED ALUM. (NOT SHOWN)
904	BULB



<u>PART #</u>	<u>DESCRIPTION</u>
555-9101	AMBER CLEARANCE LIGHT ASSEMBLY <i>(REMOVE LENSE TO MOUNT)</i>
555-9601	RED CLEARANCE LIGHT ASSEMBLY <i>(REMOVE LENSE TO MOUNT)</i>
555-9169	AMBER CLEARANCE LIGHT ASSEMBLY <i>(MOUNT W/O REMOVAL OF LENSE)</i>
555-9669	RED CLEARANCE LIGHT ASSEMBLY <i>(MOUNT W/O REMOVAL OF LENSE)</i>
3591-011	AMBER LENSE FOR 555-9101
3596-061	RED LENSE FOR 555-9601
3601-011	AMBER LENSE FOR 555-9169
3606-061	RED LENSE FOR 555-9669
41843-001	MOUNTING PAD (NOT SHOWN)
42800-901	GUARD (NOT SHOWN)
904	BULB



<u>PART #</u>	<u>DESCRIPTION</u>
744-2101	AMBER LENSE SINGLE CONTACT ASSEMBLY
744-2155	AMBER LENSE DOUBLE CONTACT ASSEMBLY
744-2601	RED LENSE SINGLE CONTACT ASSEMBLY
744-2655	RED LENSE DOUBLE CONTACT ASSEMBLY
3081-011	AMBER LENSE
3086-061	RED LENSE (CAN ALSO USE PART NUMBER 81400-105)
46202-001	MOUNTING PAD
1156	BULB SINGLE CONTACT
1157	BULB DOUBLE CONTACT



<u>PART #</u>	<u>DESCRIPTION</u>
745-2101	AMBER WARNING LAMP ASSEMBLY
745-2601	RED WARNING LAMP ASSEMBLY
3211-011	AMBER LENSE
3216-061	RED LENSE
41134-001	MOUNTING PAD

1-800-460-2877

LIGHTS AND LENSES

KD LAMP



<u>PART #</u>	<u>DESCRIPTION</u>
852-2301	CLEAR BACK UP LIGHT ASSEMBLY
8523-031	CLEAR LENSE
1156	BULB



<u>PART #</u>	<u>DESCRIPTION</u>
854-2301	CLEAR BACK UP LIGHT ASSEMBLY
38432-031	CLEAR LENSE
1156	BULB



<u>PART #</u>	<u>DESCRIPTION</u>
856-3360	CLEAR, CHROME-PLATED FINISH STEP LIGHT
42224-031	CLEAR LENSE
1156	BULB



<u>PART #</u>	<u>DESCRIPTION</u>
596-0301	DOME LAMP ASSEMBLY 12 CANDLE POWER
596-0306	DOME LAMP ASSEMBLY 21 CANDLE POWER
46014-031	ACRYLIC LENSE FOR 596-0301
46102-031	POLYCARBONATE LENSE FOR 596-0306
912	BULB FOR 12 CANDLE POWER
921	BULB FOR 21 CANDLE POWER

1-800-460-2877

LIGHTS AND LENSES

PETERSON MANUFACTURING




<u>PART #</u>	<u>DESCRIPTION</u>
PM122A	VANGUARD II ARMORED AMBER CLEARANCE LIGHT
PM122R	VANGUARD II ARMORED RED CLEARANCE LIGHT
PM124-15A	AMBER LENSE
PM124-15R	RED LENSE
194	BULB



<u>PART #</u>	<u>DESCRIPTION</u>
PM143A	2 1/2" SEALED LIGHT AMBER
PM143R	2 1/2" SEALED LIGHT RED
PM143-18	MOUNTING GROMMET



<u>PART#</u>	<u>DESCRIPTION</u>
PM428W	3 3/4 UNIVERSAL STOP/TAIL LIGHT ASSEMBLY
PM420-15	RED LENSE
1157	BULB



<u>PART #</u>	<u>DESCRIPTION</u>
B476A	AMBER REFLECTOR CENTER MOUNT HOLE 3"
B476R	RED REFLECTOR CENTER MOUNT HOLE 3"
PM470A	AMBER REFLECTOR TWO HOLE MOUNT 3"
PM470R	RED REFLECTOR TWO HOLE MOUNT 3"



LIGHTS AND LENSES

SIGNAL-STAT



<u>PART #</u>	<u>DESCRIPTION</u>
SS1113R	RED ARMORED GUARD MARKER
SS1113A	AMBER ARMORED GUARD MARKER
8931R	RED LENSE
8931A	AMBER LENSE
168	BULB



<u>PART #</u>	<u>DESCRIPTION</u>
1150A	2 1/2" SEALED AMBER LED LIGHT ASSEMBLY
1150R	2 1/2" SEALED RED LED LIGHT ASSEMBLY
9119	MOUNTING CUP



<u>PART #</u>	<u>DESCRIPTION</u>
4842	NAVISTAR STUD MOUNT SIGNAL LIGHT ASSEMBLY
9079	RED LENSE
9079A	AMBER LENSE
9080A	AMBER MARKER LENSE
9260	HARNES
1156	BULB (SIGNAL)
1895	BULB (MARKER)



<u>PART #</u>	<u>DESCRIPTION</u>
4868	FORD RIGHT STUD MOUNT SIGNAL LIGHT ASSEMBLY
4869	FORD LEFT STUD MOUNT SIGNAL LIGHT ASSEMBLY
9074A	AMBER LENSE
9063	RED LENSE
9080A	AMBER MARKER LENSE
1156	BULB (SIGNAL)
1816	BULB (PARK)
1895	BULB (MARKER)

1-800-460-2877

LIGHTS AND LENSES

SIGNAL-STAT



<u>PART #</u>	<u>DESCRIPTION</u>
6500	7" RED ONE WIRE TURN SIGNAL
6500A	7" AMBER ONE WIRE TURN SIGNAL
9382R	RED LENSE
9382A	AMBER LENSE
1156	BULB



<u>PART #</u>	<u>DESCRIPTION</u>
600	RED SEALED BEAM WARNING LAMP
600A	AMBER SEALED BEAM WARNING LAMP
9383R	RED LENSE
9383A	AMBER LENSE
4636	SEALED BEAM

FOR QUALITY
REPLACEMENT
PARTS CALL
1-800-460-2877

LIGHTS AND LENSES

WELDON TECHNOLOGIES



<u>PART #</u>	<u>DESCRIPTION</u>
5000-1400-10	RED SURFACE MOUNT MARKER ASSEMBLY
5000-1400-20	AMBER SURFACE MOUNT MARKER ASSEMBLY
W5006	GUARD (NOT SHOWN)
5002-0000-10	RED LENSE (5002R)
5002-0000-20	AMBER LENSE (5002A)
168	BULB




<u>PART #</u>	<u>DESCRIPTION</u>
5050-1400-10	RED SURFACE MOUNT MARKER ASSEMBLY
5050-1400-20	AMBER SURFACE MOUNT MARKER ASSEMBLY
5024-0000-00	GUARD (NOT SHOWN)
5020-0000-10	RED LENSE (5020R)
5020-0000-20	AMBER LENSE (5020A)
904	BULB



<u>PART #</u>	<u>DESCRIPTION</u>
5100-1300-10	RED SURFACE MOUNT MARKER WITH SHIELD
5100-1300-20	AMBER SURFACE MOUNT MARKER WITH SHIELD
5002R	RED LENSE
5002A	AMBER LENSE
1895	BULB



<u>PART #</u>	<u>DESCRIPTION</u>
2030-7100-20	AMBER SURFACE MOUNT TURN/PARK
2030-7100-10	RED SURFACE MOUNT STOP/TURN
2032-0000-10	RED LENSE
2032-0000-20	AMBER LENSE
2032-0000-30	CLEAR LENSE



<u>PART #</u>	<u>DESCRIPTION</u>
8005-1000-30	FLUSH MOUNTED DOME LIGHT ASSEMBLY
8004-0000-30	CLEAR DOME LENSE
93	BULB



<u>PART #</u>	<u>DESCRIPTION</u>
8025-1400-30	STEP WELL LIGHT ASSEMBLY
8021-0000-30	CLEAR LENSE
89	BULB

LIGHTS AND LENSES


WELDON TECHNOLOGIES




<u>PART #</u>	<u>DESCRIPTION</u>	<u>ROUGH LENS</u>
1010-7100-10	RED SURFACE MOUNT STOP OR TURN (1156 BULB)	
1010-7120-10	RED SURFACE MOUNT STOP & TAIL (1157 BULB)	
1003-10	RED LENSE	
1010-7100-10	AMBER SURFACE SINGLE CONTACT (1156 BULB)	
1010-7120-20	AMBER SURFACE DOUBLE CONTACT (1157 BULB)	
1003-20	AMBER LENS	




<u>PART #</u>	<u>DESCRIPTION</u>	<u>SMOOTH LENS</u>
1020-1100-10	RED WARNING LAMP ASSEMBLY	
1020-1100-20	AMBER WARNING LAMP ASSEMBLY	
1004-0000-10	RED LENSE	
1004-0000-20	AMBER LENSE	
1021-0000-00	VISOR	
4636	SEALED BEAM	



<u>PART #</u>	<u>DESCRIPTION</u>
2020-1100-10	RED WARNING LAMP ASSEMBLY
2020-1100-20	AMBER WARNING LAMP ASSEMBLY
2022-0000-10	RED LENSE
2022-0000-20	AMBER LENSE
4636	SEALED BEAM



<u>PART #</u>	<u>DESCRIPTION</u>
1000-7100-20	AMBER TURN LAMP ASSEMBLY
1000-9100-10	RED TURN LAMP ASSEMBLY
1002-0000-10	RED LENSE WITH ARROW
1002-0000-20	AMBER LENSE WITH ARROW
1156	BULB



<u>PART #</u>	<u>DESCRIPTION</u>
2010-7120-20	AMBER TURN OR PARK LAMP ASSEMBLY
2010-7120-10	RED STOP OR TURN LAMP ASSEMBLY
2011-0000-10	RED LENSE
2011-0000-20	AMBER LENSE
1156	BULB

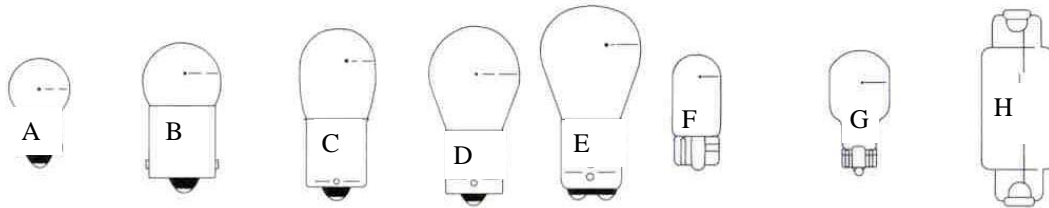
LIGHTS AND LENSES

WELDON TECHNOLOGIES



<u>PART #</u>	<u>DESCRIPTION</u>
1060-1100-30	FLUSH MOUNTED BACK UP LAMP ASSEMBLY
1062-0000-30	CLEAR LENSE
1156	BULB

BULBS AND SEALED BEAMS



<u>PART #</u>	<u>DESCRIPTION</u>	<u>VOLTAGE</u>	<u>STYLE</u>
57	SINGLE CONTACT	12V	A
1895	SINGLE CONTACT	12V	A
293	SINGLE CONTACT	12V HEAVY DUTY	A
68	SINGLE CONTACT	12V	B
97	SINGLE CONTACT	12V HEAVY DUTY	B
1141	SINGLE CONTACT	12V	C
1156	SINGLE CONTACT	12V	C
199	SINGLE CONTACT	12V HEAVY DUTY	C
1003	SINGLE CONTACT	12V	D
105	SINGLE CONTACT	12V HEAVY DUTY	D
1034	DOUBLE CONTACT	12V	E
198	DOUBLE CONTACT	12V HEAVY DUTY	E
1157	DOUBLE CONTACT	12V	E
2057	DOUBLE CONTACT	12V HEAVY DUTY	E
168	WEDGE	2V	F
195	WEDGE	12V	F
904	WEDGE	12V	G
906	WEDGE	12V	G
912	WEDGE	12V	G
921	WEDGE	12V	G
922	WEDGE	12V	G
211-2	DOUBLE CONTACT	12V	H
212-2	DOUBLE CONTACT	12V	H

<u>PART #</u>	<u>DESCRIPTION</u>	<u>VOLTAGE</u>	<u>TYPE</u>
6014	3 LUG	12V	ROUND HEAD LAMP HIGH/LOW
H6024	3 LUG	12V	HALOGEN ROUND HEAD LAMP HIGH/LOW
4651	2 LUG	12V	HIGH BEAM
H4651	2 LUG	12V	HALOGEN HIGH BEAM
4652	3 LUG	12V	HIGH/LOW BEAM
H4656	3 LUG	12V	HALOGEN HIGH/LOW BEAM
6052	3 LUG	12V	HIGH/LOW BEAM
H6054	3 LUG	12V	HALOGEN HIGH/LOW BEAM
4636	2 TERM	12V	SCHOOL BUS WARNING LIGHTS